

Taking taxi at Haneda Airport

After arriving at Haneda Airport, please exit through any of the doors located in front of the arrival area. Outside, you will find bus stands numbered from **0 to 19**.

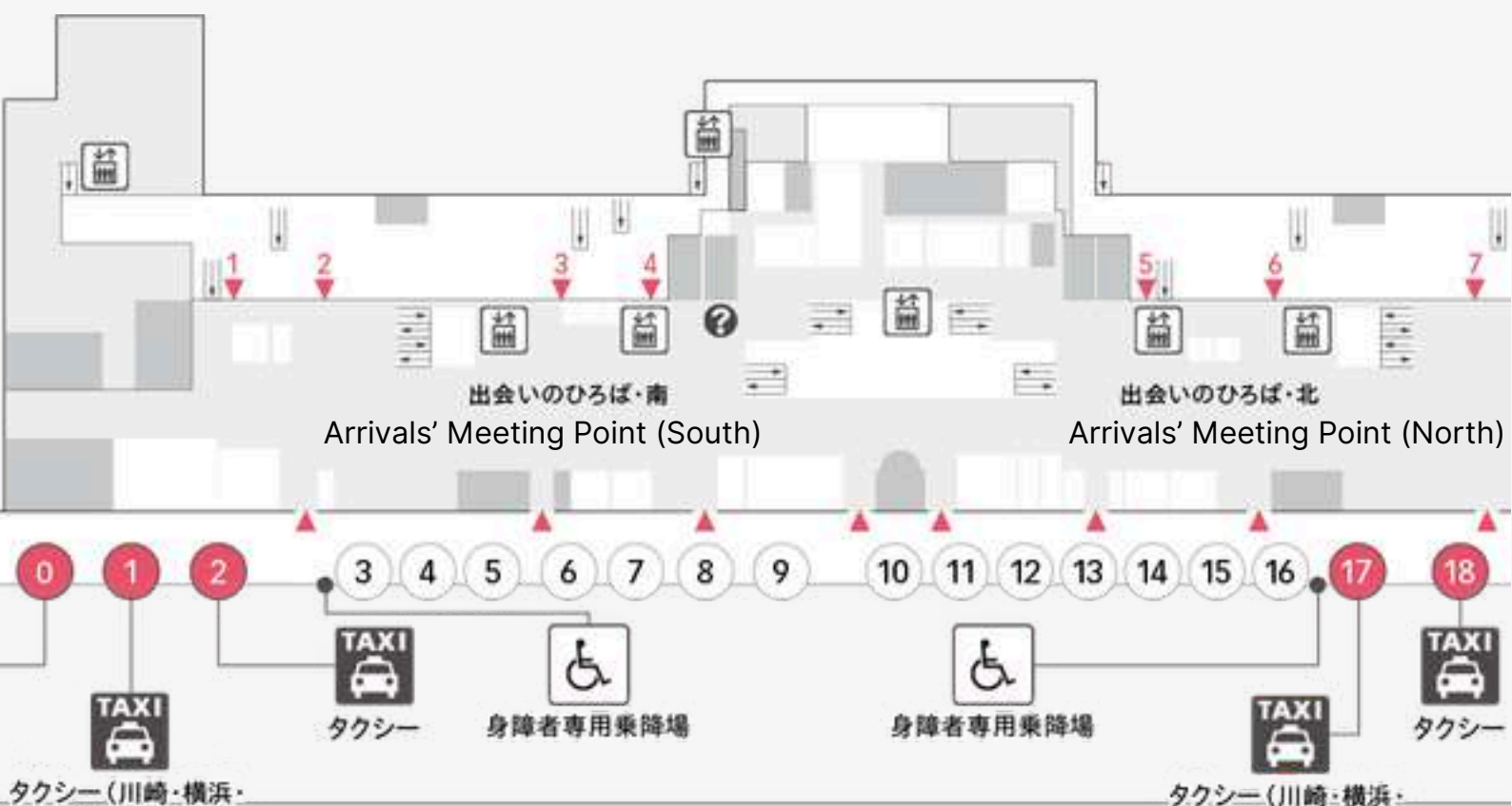
- **Stands 0 and 19** are for hire cars (private car services). These require advance reservations and are usually more expensive than taxis.
- **Stands 2 and 18** are taxi stands. You can take a taxi to Tokyo NODAI by showing the driver our campus address below:

〒156-8502 東京都世田谷区桜丘1丁目1-1
【1-1-1sakuragaoka, setagaya-Ku, Tokyo】

For more details, please refer to the map on the next page.



Taking taxi at Haneda Airport



Exit

Please use the exits marked with upward-pointing red triangles on the map above.

Taxi stands

Please walk to stand number 2 if you arrive at the South Wing, or stand number 18 if you arrive at the North Wing.

These stands are located close to each other, so you may use either one (No. 2 or No. 18).

Address

Be sure to show the driver the address of our campus.

ALTERNATIVELY, BY BUS

From Haneda airport



For those who prefer to travel by bus from **Haneda Airport**, you can purchase a ticket at the counter for a bus bound for **Shibuya**.

Please note: The last stop of this bus is **Shibuya Fukuras Station**. From there, walk for about 5 minutes to **Shibuya Station**, and then take any of the following public **buses to get to our campus**

- **Bus number 24 bound for Seijogakuen mae station**
- **Bus number 23 bound for Soshigaya Okura Station**
- **Bus number 22 bound for Yoga Station**

Please get off at “Nodai-mae” (also shown as “Nodai Front” on some buses), which is directly in front of our campus’s main entrance.

In case of any trouble, Contact us

Office number (calls only until 17:00): **Tel: +81-3-5477-2560**

After 17:00, please contact us via Microsoft Teams (details will be provided to all participants).

ALTERNATIVELY, BY BUS

From Narita Airport



For those who prefer to travel by bus from **Narita Airport**, you can purchase a ticket at the counter for a bus bound for **Shibuya**.

Please note: The last stop of this bus is **Shibuya Fukuras Station**. From there, walk for about 5 minutes to **Shibuya Station**, and then take any of the following public buses to get to our campus

- Bus number 24 bound for Seijogakuen mae station
- Bus number 23 bound for Soshigaya Okura Station
- Bus number 22 bound for Yoga Station

Please get off at “Nodai-mae” (also shown as “Nodai Front” on some buses), which is directly in front of our campus’s main entrance.

In case of any trouble, Contact us

Office number (calls only until 17:00): **Tel: +81-3-5477-2560**

After 17:00, please contact us via Microsoft Teams (details will be provided to all participants).

Recommendation: Taxis from Narita Airport are more expensive. Taking the bus to Shibuya Station is recommended. If your budget allows, a taxi may be used for greater convenience.

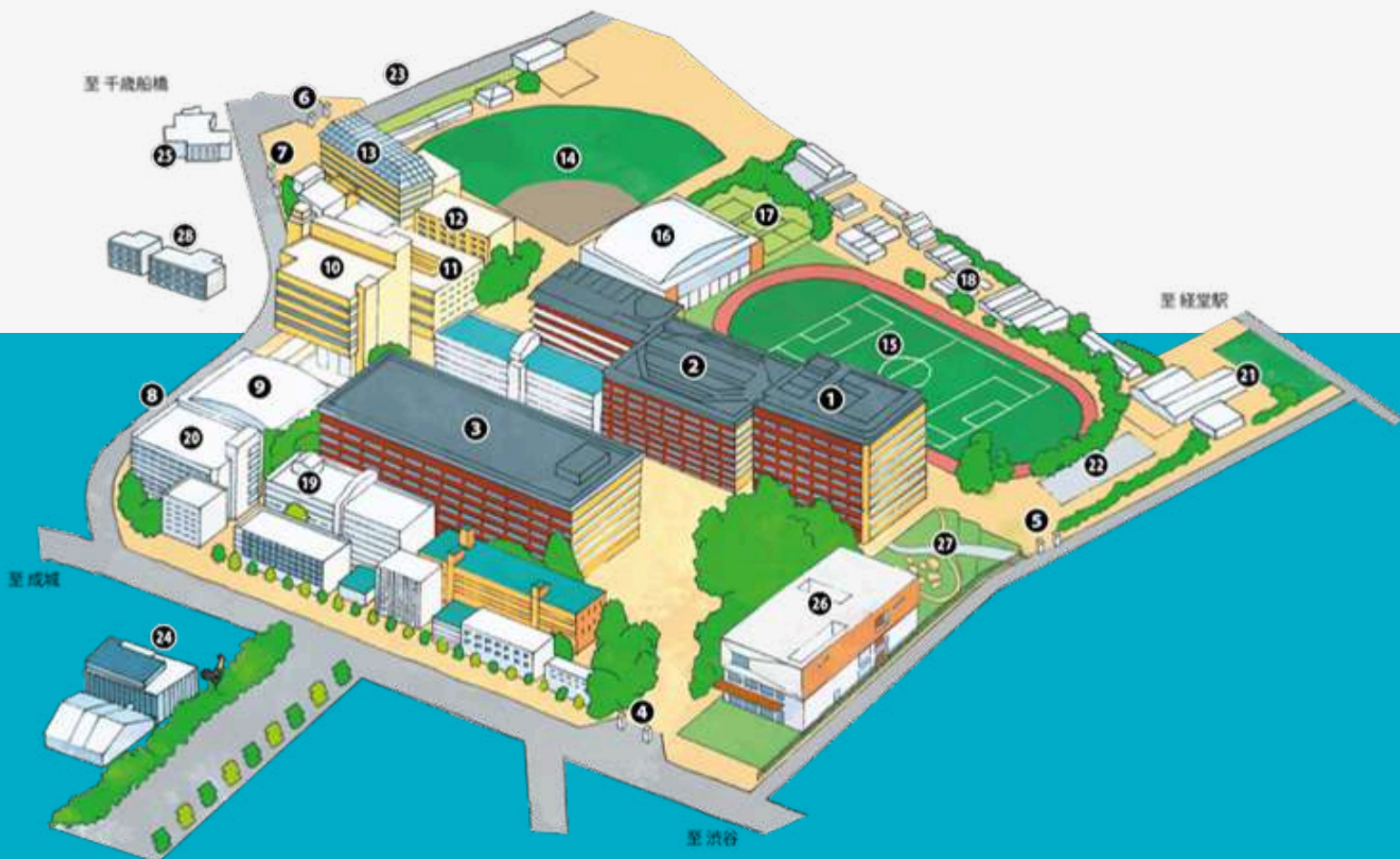
Meeting Venue

Our staff will be waiting for you on the **2nd floor of the International Center**. The building is located directly in front of the main entrance.

NOTE: This building has prayer rooms.




The main entrance is marked as **No. 4** on the map below, and the meeting venue is **No. 26**.



Recommendations

Electricity and Power Plug Sockets

Power plug sockets in Japan: Mostly type A (Standard voltage: 100 V / Frequency: 50 / 60 Hz.). Please bring adaptors.



Wi-Fi and SIM card

On campus, free Wi-Fi is available, however, it is recommended to get a pocket Wi-Fi or SIM card at the airport to secure your internet access throughout your stay.

Medicines

Please bring your own medications if you use them, as it may be difficult to find the exact type in Japan.

Money Exchange

We recommend exchanging money at the airport to avoid any inconvenience.

However,

- The rates at the airport may be slightly lower than at places such as Shinjuku and Shibuya. Only those who are familiar with these areas should consider exchanging money there.
- Some banks also offer currency exchange, specifically for USD and Japanese Yen.



Weather (Aug.-Sept.)

Tokyo: August and September are generally hot and humid, with occasional sudden rain showers.

Hokkaido: The weather is milder and more comfortable than Tokyo, with cooler temperatures and lower humidity.



Temperature ranges

Tokyo: 28°C - 35°C

Hokkaido: 20°C - 25°C

What to wear

- Light, breathable clothing
- Long pants
- Comfortable walking shoes
- Light Jacket for evenings in Hokkaido that you can easily add or remove
- Hat and Sunglasses
- Umbrella for sudden rain

Others

Smoking and alcohol use

Smoking in public areas, including within the campus, is **highly prohibited**. Please smoke only in the designated areas. **Individuals under the age of 20 are prohibited from smoking or consuming alcohol in Japan.**

Convenience Stores

These stores are open 24 hours

Drug stores and prayer rooms

There is a drugstore in front of the main entrance, and prayer rooms are located within the International Center Building





**We're excited to welcome you to CIEP
and look forward to an amazing
experience**

together!

Contact Information:

+81-3-5477-2560 isf@nodai.ac.jp

Microsoft Teams (details will be provided to all participants).